

Python

1

Quiz

{code
club}

All Code Clubs must be registered. Registered clubs appear on the map at codeclub.org.uk - if your club is not on the map then visit jumpto.cc/18CpLPy to find out what to do.

Introduction:

In this project, you'll make a quiz game to challenge your friends.



Activity Checklist

Follow these **INSTRUCTIONS** one by one



Test your Project

Click on the green flag to **TEST** your code



Save your Project

Make sure to **SAVE** your work now

Step 1: Asking a question

✓ Activity Checklist

1. Let's start by writing a very simple quiz program that asks the player a question, then shows them smiley faces if they input the correct answer.

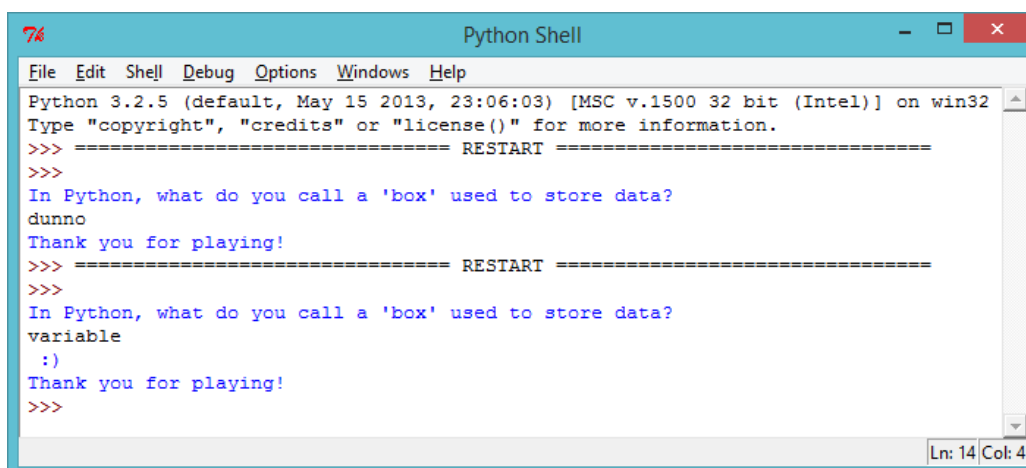
```
print("In Python, what do you call a 'box' used to
store data?")
answer = input()

if answer == "variable":
    print(" :) " * 100)

print("Thank you for playing!")
```

Take care to add the colon (:) to the end of the line `if answer == "variable":`, and indent the line below it (move it to the right) with spaces.

2. Once you've written the program above, try it out! What happens when you get the answer right? What happens when you get it wrong?



```
Python Shell
File Edit Shell Debug Options Windows Help
Python 3.2.5 (default, May 15 2013, 23:06:03) [MSC v.1500 32 bit (Intel)] on win32
Type "copyright", "credits" or "license()" for more information.
>>> ===== RESTART =====
>>>
In Python, what do you call a 'box' used to store data?
dunno
Thank you for playing!
>>> ===== RESTART =====
>>>
In Python, what do you call a 'box' used to store data?
variable
 :)
Thank you for playing!
>>>
```

The indented code (that prints the smiley faces) only runs if

the answer is correct. But “Thank you for playing!” always appears, whether your answer is right or wrong. Why is that?

Python uses two equals signs `==` to check if two things are the same. This is because one equals sign `=` is used to store something in a variable (for example `answer = input()`).

3. The program above prints smiley faces if the player gets the question right, but doesn't print anything to tell them they got the answer wrong. You can use an `else` statement to print sad faces if the user inputs anything other than the correct answer.



```
print("In Python, what do you call a 'box' used to
store data?")
answer = input()

if answer == "variable":
    print(" :) " * 100)
else:
    print(" :( " * 100)

print("Thank you for playing!")
```

Try out this new program. What happens when you enter the right answer? What happens when you enter anything else?

```
Python Shell
File Edit Shell Debug Options Windows Help
Python 3.2.5 (default, May 15 2013, 23:06:03) [MSC v.1500 32 bit (Intel)] on win32
Type "copyright", "credits" or "license()" for more information.
>>> ===== RESTART =====
>>>
In Python, what do you call a 'box' used to store data?
dunno
:(
Thank you for playing!
>>> |
```



Save Your Project

3

Challenge: Question time

Use what you've learnt so far to create your own quiz. You can choose any topic you like, and your quiz should use `if` and `else` statements to let the player know how they're doing.



Save Your Project

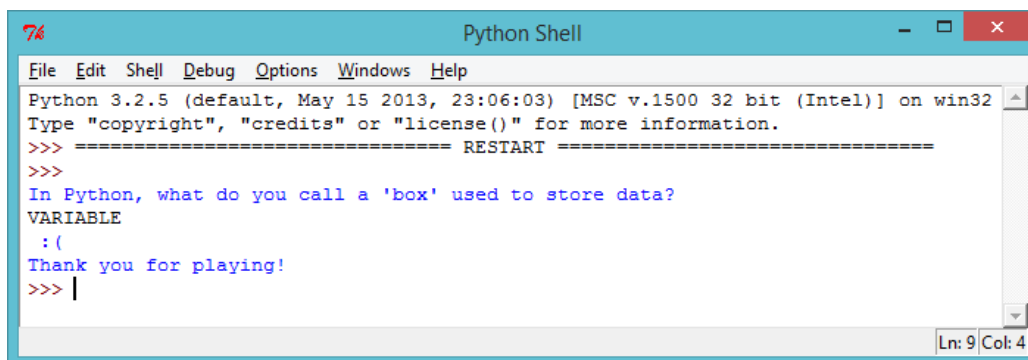
Step 2: Testing

It's always a good idea to test your programs, to make sure that they work properly.



Activity Checklist

1. If you've tested your quiz, you may have noticed it's possible to get sad faces even when you input a correct answer! Like in this example, where the player has accidentally pressed CAPS LOCK!



```
Python Shell
File Edit Shell Debug Options Windows Help
Python 3.2.5 (default, May 15 2013, 23:06:03) [MSC v.1500 32 bit (Intel)] on win32
Type "copyright", "credits" or "license()" for more information.
>>> ===== RESTART =====
>>>
In Python, what do you call a 'box' used to store data?
VARIABLE
: (
Thank you for playing!
>>> |
```

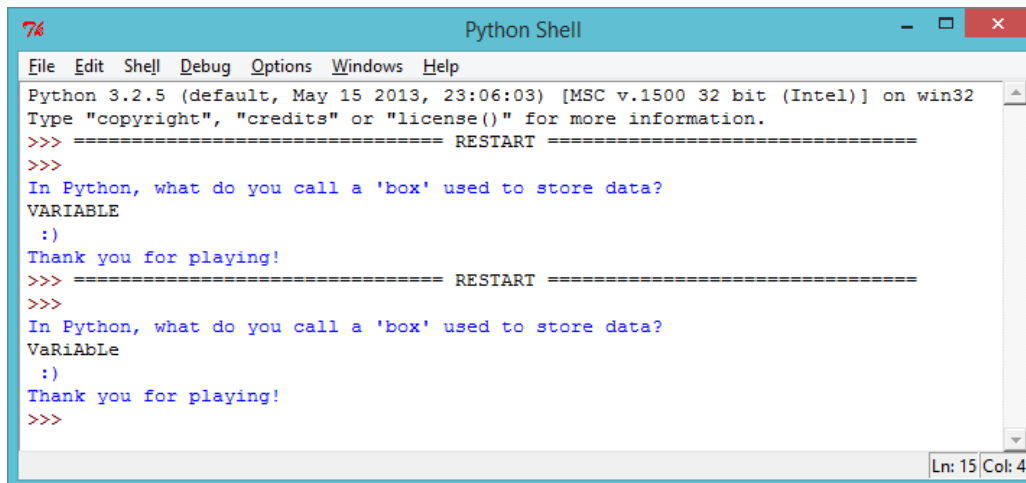
This happens because Python is very strict when it compares the player's answer to the correct answer. To Python, "V" isn't the same as "v", and so if the player uses any capital letters in their answer, Python thinks the answer's wrong!

Test this out in your game, to see if the same thing happens.

- To fix the problem, you need to convert the player's input to lower case, so there are no capital letters in their answer. We can make sure this works by printing the modified answer. Make this change where the player inputs their answer:

```
answer = input().lower()
print(answer)
```

- Now test your quiz again. Have you fixed the problem? Try testing these examples:



```
Python Shell
File Edit Shell Debug Options Windows Help
Python 3.2.5 (default, May 15 2013, 23:06:03) [MSC v.1500 32 bit (Intel)] on win32
Type "copyright", "credits" or "license()" for more information.
>>> ===== RESTART =====
>>>
In Python, what do you call a 'box' used to store data?
VARIABLE
:)
Thank you for playing!
>>> ===== RESTART =====
>>>
In Python, what do you call a 'box' used to store data?
VaRiAbLe
:)
Thank you for playing!
>>>
```

Save Your Project

Step 3: Multiple choice

Activity Checklist

- So far you've used `if` and `else` to let the player know if they got the answer right or wrong. But what if you wanted a multiple choice question, where the user could see one of 4 messages? You can use an `elif` statement to do this.

```
print('''
Q1 - In Python, what do you call a 'box' used to store
data?
a - text
b - variable
c - a shoe box
''')
answer = input().lower()

if answer == "a":
    print(" Nope - text is a type of data :( ")
elif answer == "b":
    print(" Correct!! :) ")
elif answer == "c":
    print(" Don't be silly! :( ")
else:
    print(" You didn't choose a, b or c :( ")
```

`elif` is short for “else if”. So in the program above, the player sees one of 4 messages, depending on what they entered for their answer.

2. Add the code above to your quiz, so that you have a multiple choice question.
3. Test this new question 4 times, so that you see each of the 4 messages.

```
Python Shell
File Edit Shell Debug Options Windows Help
Python 3.2.5 (default, May 15 2013, 23:06:03) [MSC v.1500 32 bit (Intel)] on win32
Type "copyright", "credits" or "license()" for more information.
>>> ===== RESTART =====
>>>

Q1 - In Python, what do you call a 'box' used to store data?
a - text
b - variable
c - a shoe box

a
Nope - text is a type of data :(
>>> ===== RESTART =====
>>>

Q1 - In Python, what do you call a 'box' used to store data?
a - text
b - variable
c - a shoe box

b
Correct!! :)
>>> ===== RESTART =====
>>>

Q1 - In Python, what do you call a 'box' used to store data?
a - text
b - variable
c - a shoe box

c
Don't be silly! :(
>>> ===== RESTART =====
>>>

Q1 - In Python, what do you call a 'box' used to store data?
a - text
b - variable
c - a shoe box

dunno
You didn't choose a, b or c :(
>>> |
```



Save Your Project

Challenge: Multiple choice quiz

Add a few multiple choice questions to your quiz program. Once you have finished making your quiz, get someone else to play it! How did they do? Did they enjoy it? Was it too easy or too hard?



Save Your Project

Challenge: Keeping score

Can you use a `score` variable in your quiz program, to keep track of the player's score? This is how the variable could be used:

- At the start of the program, set the score to 0.
- Whenever a question is answered correctly, add 1 to the player's score. (`score = score + 1`)
- Print the player's score at the end of the quiz.



Save Your Project

Challenge: How did I do?

Can you print a personalised message to the player at the end of the game?

- Say "well done" `if` they got all of the questions right.
- `else` say "try again" if they got any wrong.

(You'll need to use your `score` variable to decide which message to print!)



Save Your Project